



KENDRIYA VIDYALAYA, CLRI ADYAR

AUTUMN BREAK HOLIDAY HOME WORK 2023-24

CLASS: I A,B&C

SUBJECT	HOME WORK
ENGLISH	<p>1) Learn a story with moral</p> <p>2) Project: Make a HAT (using paper plate and paper cup) and submit on 30-10-23. https://tr.pinterest.com/pin/diy-hat--754212268864056758/</p> <p>3) Reading Practice : Learn to read the textbook lesson “The cap-seller and the monkeys “.</p> <p>4) Handwriting Practice : Cursive handwriting</p>
HINDI	<p>1) Learn ch 7 वाह! मेरे घोड़े poem.</p> <p>2) Do reading practice of आ , इ और ई मात्रा शब्द</p> <p>3) सुलेख (handwriting practice)</p> <p>4) Project: On a A4 size sheet with the help of thumb printing make different animals and write their names in hindi.</p>
MATHS	<p>1) Practice one digit addition and subtraction problems.</p> <p>2) Learn to read and work out word problems given in the chapter “ How many?”.</p> <p>3) Project : Do addition and subtraction problems using bindis in an A4 sheet neatly.(5 each in 2 sheets) .Submit on 30/10/23. (Given below is an example).</p> <p><u>Addition of Numbers using Bindies</u> ●● + ●●●● = ●●●●●● 2 + 3 = 5</p> <p><u>Subtraction of Numbers using Bindies</u> ●●●●● - ●●● = ●●● 5 - 3 = 2</p>
EVS	<p>1. Project: LEAF RUBBING : Any 3 types of leaf in one A4 sheet. https://pin.it/2oyroVU</p> <p>2. Worksheet:</p> <p>FARM or ZOO Draw and give names to the right category.</p> <p>Complete and paste it in EVS Cw.</p>



KENDRIYA VIDYALAYA, CLRI ADYAR

AUTUMN BREAK HOLIDAY HOME WORK 2023-24

CLASS: II A B & C

SUBJECT	HOME WORK
ENGLISH	<ol style="list-style-type: none">1) Learn a story with moral2) Complete the textbook exercise from pg no 51 to 533) Project: Write your home address in a “Post card” and submit on 30-10-234) Reading Practice : Read the textbook lesson “ Between home and school” and poem “ This is my town”5) Handwriting Practice : Practice cursive handwriting
HINDI	<ul style="list-style-type: none">● PROJECT- किन्हीं पाँच रंगों के नाम लिखें और चित्र बनाएं (A4 size paper)● हिंदी मात्राएँ सीखें।● सीखें और अभ्यास करें। 2,3 और 4 बिना मात्रा शब्द
MATHS	<ol style="list-style-type: none">1) Complete the text book exercise pg no 67,69 and 70.2) Learn the spelling of number names 1-5003) Learn the tables 2-64) Project: Make houses of “Addition and subtraction facts” (Do it neatly in A4 size paper) refer math textbook pg no 69. Submit on 30-10-235) Practice two digit addition and subtraction problems
EVS	<ul style="list-style-type: none">● Learn about the road safety and road signs.● PROJECT-Draw your favourite transport in a A4 size paper and write 5 lines about it.● Daily water the plants and feed any animal or bird.



GENERAL INSTRUCTIONS:

- All subject autumn break holiday homework should be done in a single stick file .
- Only your effort/work will be evaluate .
- Your handwriting should be neat and clean.
- CREATIVITY IN PRESENTING WILL BE HIGHLY APPRECIATED.
- LAST DATE OF SUBMISSION IS 30.10.2023

SUBJECT	HOME WORK																				
<p>ENGLISH</p>	<p>1) Learn a story with moral.</p> <p>2) Practice cursive handwriting at home .</p> <p>3) DO THE WORKSHEETS</p> <p><i>Make the verbs singular by adding s or es on the blanks.</i></p> <table style="width: 100%; border: none;"> <tr> <td style="width: 50%;">1. dance _____</td> <td style="width: 50%;">11. cure _____</td> </tr> <tr> <td>2. climb _____</td> <td>12. bake _____</td> </tr> <tr> <td>3. jump _____</td> <td>13. run _____</td> </tr> <tr> <td>4. leach _____</td> <td>14. make _____</td> </tr> <tr> <td>5. offend _____</td> <td>15. catch _____</td> </tr> <tr> <td>6. brush _____</td> <td>16. clean _____</td> </tr> <tr> <td>7. go _____</td> <td>17. cook _____</td> </tr> <tr> <td>8. write _____</td> <td>18. collect _____</td> </tr> <tr> <td>9. read _____</td> <td>19. sleep _____</td> </tr> <tr> <td>10. sing _____</td> <td>20. play _____</td> </tr> </table> <div style="text-align: center; margin-top: 10px;"> <p>Opposites</p> <p>Rewrite the sentences using the opposite word for each underlined word.</p> <ol style="list-style-type: none"> 1. The kind woman was walking up the hill. 2. Anna was <u>happy</u> when it was a <u>hot</u> and <u>dry</u> day. 3. The <u>ugly</u> witch flew <u>high</u> in the sky at Halloween. 4. A large, spotty frog jumped <u>slowly</u> into the river. 5. The <u>small</u> cupcakes were put into the <u>top</u> shelf of the oven. </div> <div style="margin-top: 10px;"> </div>	1. dance _____	11. cure _____	2. climb _____	12. bake _____	3. jump _____	13. run _____	4. leach _____	14. make _____	5. offend _____	15. catch _____	6. brush _____	16. clean _____	7. go _____	17. cook _____	8. write _____	18. collect _____	9. read _____	19. sleep _____	10. sing _____	20. play _____
1. dance _____	11. cure _____																				
2. climb _____	12. bake _____																				
3. jump _____	13. run _____																				
4. leach _____	14. make _____																				
5. offend _____	15. catch _____																				
6. brush _____	16. clean _____																				
7. go _____	17. cook _____																				
8. write _____	18. collect _____																				
9. read _____	19. sleep _____																				
10. sing _____	20. play _____																				

HINDI

● शिवाजीराजे साहेब की ललित की साक्षरता कार्यक्रम का अगले चरण में हमें अपना प्रयोग लिखित कि प्रश्नको उत्तर देना है।

- (1) विना _____
- (2) _____
- (3) ललित _____
- (4) ललित _____
- (5) _____

● शिवाजीराजे साहेब की शिवाजी साहेब पर नीचे लिखें-

- (1) नीचे ली कवचें उनके पत्र में संयोजन लिखें।
- (2) उनकी की दुकानें लिखें।
- (3) नीचे दी गई कवचें लिखें।
- (4) नीचे दिए गए कवचें लिखें।
- (5) नीचे दिए गए कवचें लिखें।

● नीचे दी गयी कवचें पढ़ें और नीचे लिखें।
साहेब की ललित कवचें में हीने के दो कवचें हैं। इन कवचों में से एक कवच लिखें और दूसरे कवच में से एक कवच लिखें।

- (1) साहेब की ललित कवचें कौन हैं?
- (2) इन कवचों में से एक कवच लिखें।
- (3) इन कवचों में से एक कवच लिखें।

(4) इन कवचों में से एक कवच लिखें।

(5) इन कवचों में से एक कवच लिखें।

(6) इन कवचों में से एक कवच लिखें।

(7) इन कवचों में से एक कवच लिखें।

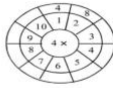
(8) इन कवचों में से एक कवच लिखें।

*Take this printout and put it in a stick file.

* HANDWRITING- Daily 1 page.

MATHS

1. Multiplication



Ex: (a)

T	O
4	1
x	6
2	4

(b)

T	O
4	1
x	5

(c)

T	O
4	1
x	7

(d)

T	O
4	1
x	9

(e)

T	O
4	1
x	8

2. Multiplication



Ex: (a)

T	O
5	1
x	6
3	0

(b)

T	O
5	1
x	8

(c)

T	O
5	1
x	7

(d)

T	O
5	1
x	9

(e)

T	O
5	1
x	4

- Complete the worksheet
- Learn tables 2 to 10

EVS

Ask your friends about the games they like? Fill in the table with the details.

Sl.No.	Name	Games he/she likes
1.		
2.		
3.		
4.		

Drawing pictures and model making.

Prepare the play items with clay e.g. ball, bat, tennis racket, shuttle cock etc. and display in your class room.

A _____

Your friend won a prize at the school level games on 15th August. He showed it to you. How do you feel?

A _____



Match the pictures of making a bowl from a roll of clay in Column I with what is being done in each picture in Column II by drawing lines.

Column I

Column II



Fix the clay snake to the base using clay to bind them.

Rotate the snake on the base to complete the pot.



Roll some clay like a thick chapati to form the base.

Knead some clay with water.

Roll some clay like a snake.

- Take a print out of this worksheet and do it in neat handwriting.



KENDRIYA VIDYALAYA, C.L.R.I., ADYAR, CHENNAI-20.

AUTUMN BREAK HOLIDAY HOME WORK (2023-2024)

GRADE 4

GENERAL INSTRUCTIONS:

- **All subject autumn break holiday home work should be done in one single note book. (Long size 80 pages unruled)**
- Paste work sheet in that notebook.
- Only your effort/work will be evaluated.
- Stick photos where ever applicable.
- Your handwriting should be neat and eligible.
- If data to be submitted, you can draw table.
- **CREATIVITY IN PRESENTING WILL BE HIGHLY APPRECIATED.**
- **LAST DATE OF SUBMISSION IS 30.10.2023**

SUBJECT	HOME WORK
ENGLISH	1.Read a Story book in English. 2.Draw your favourite pet animal/bird and write about it. (Not less than 10 sentences)
HINDI	Take a print out and paste or write the given worksheet in your holiday HW note and complete it. Work sheet link: https://drive.google.com/drive/folders/1pwNKOAcPwVfC0rUK_hS9EziRlREFKeRX?usp=share_link
MATHS	1. Using colour papers cut any 5 different 2D Shapes and paste it in the holiday HW note. Write the shapes name and also divide them into two equal halves. (Draw line of symmetry) 2. Learn tables from 2 to 12
EVS	Take a print out and paste or write the given worksheet in your holiday HW note and complete it. Work sheet link: https://drive.google.com/drive/folders/1pwNKOAcPwVfC0rUK_hS9EziRlREFKeRX?usp=share_link



KENDRIYA VIDYALAYA, CLRI ADYAR

AUTUMN BREAK HOLIDAY HOME WORK 2023-24

CLASS: 5 A,B & C

GENERAL INSTRUCTIONS:

- ❖ All subject autumn break holiday homework should be done in one notebook only not in separate-separate notebook.
- ❖ Paste worksheet in that notebook only.
- ❖ Only your effort/work will be evaluated.
- ❖ Stick photos where ever applicable.
- ❖ Your handwriting should be neat and clean.
- ❖ If data to be submitted , you can draw table and write it.
- ❖ CREATIVITY IN PRESENTING WILL BE HIGHLY APPRECIATED .
- ❖ LAST DATE OF SUBMISSION IS 30.10.2023

SUBJECT	HOME WORK
ENGLISH	<p>1) Learn a story with moral</p> <p>2) Practice cursive handwriting at home</p> <p>3) Practice newspaper reading</p> <p>English SEA –October: Draft a Notice for the school notice board ,informing the students about Sports day and events being conducted on that day .</p> <p>Note: Mentioning date, time and venue of the event and last date of registering names .Specific contact person with designation.</p> <p>(Do SEA neatly in English cw note)</p>
HINDI	<div style="display: flex; justify-content: space-between;"><div style="width: 48%;"><p>अभ्यास पत्रिका</p><p>नाम: _____ विषय: हिन्दी</p><p>कक्षा: चौथी _____ दिनांक: _____</p><p>मुद्रा और शीला</p><p>1. नीचे लिखे शब्दों को पढ़ो और फिर कर शब्दों में से शब्द ढूँढो :</p><p>पटापट, कटाकट, चकाचक, खटाखट, झकझक, जटपट, चटपट</p><p>1. अक्षरों के कारण पेट से _____ चल फिर रहे थे।</p><p>2. आज रमजान मे _____ सेबेद कुदला पजामा पहना था।</p><p>3. हंसा अपना सारा काम _____ कर लेती है।</p><p>4. उस भुक्काडे ने _____ सोरे कट्टू का डाले।</p><p>5. सोरे बंजन पुसकर _____ हो गए।</p><p>2. उल्टे अर्थ वाले शब्द लिखो :</p><p>मुफ़्त x _____ राजा x _____</p><p>घोर x _____ नगर x _____</p><p>खुश x _____ स्वामी x _____</p><p>3. शिग बदलो :</p><p>रानी : _____</p><p>4. समान मुक वाला शब्द लिखो :</p><p>मलाई - _____</p><p>5. वजन बदलो :</p><p>दौघार _____ मंठी _____</p></div><div style="width: 48%; border: 1px solid black; padding: 5px;"><p>6.अर्थ लिखो :</p><p>संतरी - _____ धेला - _____</p><p>कला - _____ कनरी - _____</p><p>बिरानी - _____ खला - _____</p><p>7. ' मुफ़्त कर महत्व ' पर पांच पंक्तियाँ लिखिए -</p><p>_____</p><p>_____</p><p>_____</p><p>_____</p><p>_____</p><p>8.वाक्य बनाओ :</p><p>(i) खला - _____</p><p>(ii) मनीसा - _____</p><p>(iii) हाट - _____</p><p>(iv) दुकान - _____</p><p>9. इन शब्दों को आजकल कैसी लिखा जाता है ?</p><p>(i) छज - _____</p><p>(ii) अज - _____</p><p>(iii) मट्टार - _____</p><p>(iv) अक्खर - _____</p></div></div> <p>Take a print out of this worksheet and do it in neat handwriting. Paste it in holiday homework notebook.</p>

MATHS

☉ Make your own sweet box (cuboid shape)

Hint: Use the cut-out on page no:201. Fold the cut-out along its dotted lines and make a sweet box.

☉ Learn tables 2 to 16

EVS

KENDRIYA VIDYALAYA, CLRI Adyar Chennai-20
EVS WORKSHEET Autumn Break-HW

Name of the student _____

Class _____

Subject EVS

Topic: What if it finishes

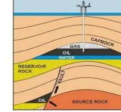
I Identify the vehicles which run on petrol or diesel



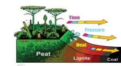
II How are cow dung cakes made in villages to use it as a fuel?



III How is petroleum formed?



IV How is coal formed?



V Multiple Choice Questions

- 1) Coal is a _____ rock
a) metamorphic b) sedimentary c) igneous
- 2) We get petrol from _____
a) sea b) petrol pump c) tube well
- 3) A renewable source of energy is _____
a) petrol b) coal c) sun
- 4) The materials that are burnt to produce energy are called _____
a) fuels b) food c) products
- 5) Which of these is a natural gas ?
a) LPG b) CNG c) both a] and b]

VI Give two examples of the following.

- 1) Fossil fuels _____ , _____
- 2) Renewable sources of energy _____ , _____
- 3) Vehicles that run on petrol _____ , _____
- 4) Vehicles that run on diesel _____ , _____
- 5) Vehicles that run on electricity _____ , _____

VII Match the following

- | | | |
|---|----------------------------|-------------------|
| 1 | Petrol | a) solar energy |
| 2 | Diesel | b) Cooking |
| 3 | Synthetic Fuel | c) Light vehicles |
| 4 | Renewable source of energy | d) Heavy vehicles |
| 5 | LPG | e) Coal |

Take a print out of this worksheet and do it in neat handwriting.
Paste it in holiday homework notebook.